



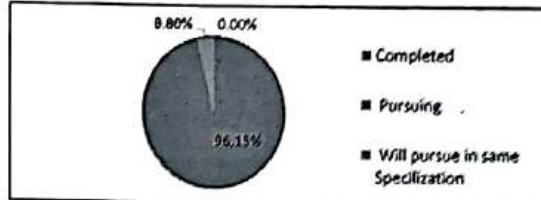
**DEPARTMENT OF MBA**

**Alumni Feedback on Curriculum Design(2024-25)**

Total N.o of Responses: 26

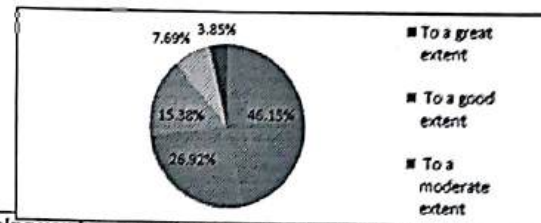
**1 Have you Pursued/being Pursuing higher education?**

	Count	Percentage
Completed	25	96.15%
Pursuing	0	0.00%
Will pursue in same Speciliza	1	3.85%
Will pursue in diferent Speciliza	0	0.00%
Self Employed	0	0.00%



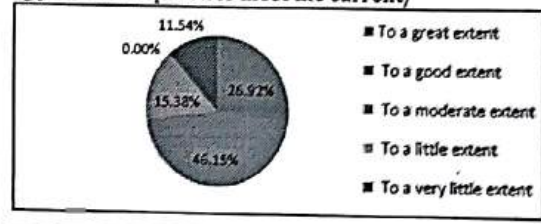
**2 Is the utilization of knowledge in Management during Graduation of any use in meeting the**

	Count	Percentage
To a great extent	12	46.15%
To a good extent	7	26.92%
To a moderate extent	4	15.38%
To a little extent	2	7.69%
To a very little extent	1	3.85%



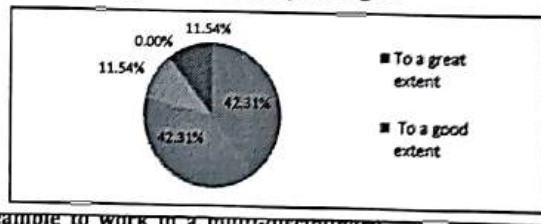
**3 How useful were the additional Tools/Skills/Training you have acquired to meet the current/**

	Count	Percentage
To a great extent	7	26.92%
To a good extent	12	46.15%
To a moderate extent	4	15.38%
To a little extent	0	0.00%
To a very little extent	3	11.54%



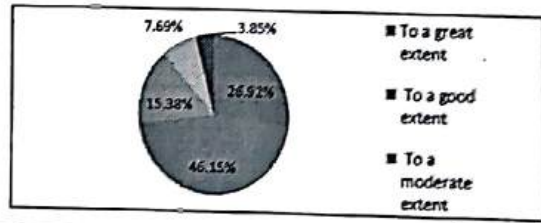
**4 Were the subjects and Electives offered at the Program level helpful to influence your Higher**

	Count	Percentage
To a great extent	11	42.31%
To a good extent	11	42.31%
To a moderate extent	3	11.54%
To a little extent	0	0.00%
To a very little extent	3	11.54%



**5 The coursework has given me an appealing preamble to work in a multi-disciplinary and shared**

	Count	Percentage
To a great extent	7	26.92%
To a good extent	12	46.15%
To a moderate extent	4	15.38%
To a little extent	2	7.69%
To a very little extent	1	3.85%



**6 The coursework has given me the necessary platform to engage in lifelong learning to update technical**

	Count	Percentage
To a great extent	11	42.31%
To a good extent	9	34.62%
To a moderate extent	3	11.54%
To a little extent	0	0.00%
To a very little extent	3	11.54%

**7 What type of projects have you handled/are you handling after your graduation**

	Count	Percentage
Public Projects	2	7.69%
Large Scale Projects	1	3.85%
Medium Scale Projects	7	26.92%
Small Scale Projects	16	61.54%
Innovative Projects	0	0.00%

**8 With sufficient background, are you able to pursue higher education after graduating from MITS?**

	Count	Percentage
Strongly Agree	7	26.92%
Agree	12	46.15%
Neutral	7	26.92%
Disagree	0	0.00%
Strongly disagree	0	0.00%

Willingness to participate in curriculum design & development, provide suggestion if any  
 Make the classes more interactively with students

- Yes
- Yes
- Good
- Yes
- Focus on Interdisciplinary Activities
- No
- MBA
- Nothing
- Better placements
- Good
- Good
- Good
- Better
- No
- No
- No
- No
- Yes
- Yes
- No
- No
- No
- No
- Yes

  
 coordinator

  
 HOD/MBA  
 Department of Management Studies  
 Manipal Institute of Technology & Sciences  
 Madanapalle - 517 325



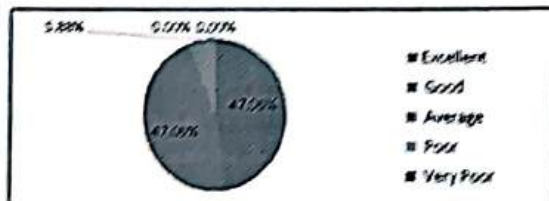
**DEPARTMENT OF MBA**

**EMPLOYER FEEDBACK ON CURRICULUM DESIGN for AY 2024-25**

Total No of Responses: 17

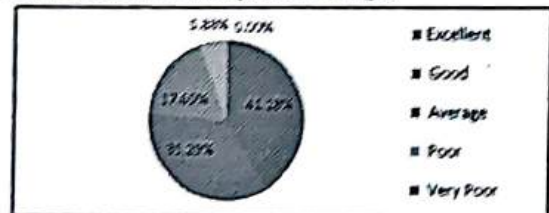
Level of understanding of the management principles and application of the same in analysis /problem solving

	Count	Percentage
Excellent	8	47.06%
Good	8	47.06%
Average	1	5.88%
Poor	0	0.00%
Very Poor	0	0.00%



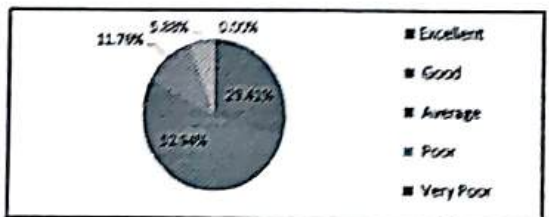
2 Willingness to learn new technology and adopt new ideas to meet the workplace challenges

	Count	Percentage
Excellent	7	41.18%
Good	6	35.29%
Average	3	17.65%
Poor	1	5.88%
Very Poor	0	0.00%



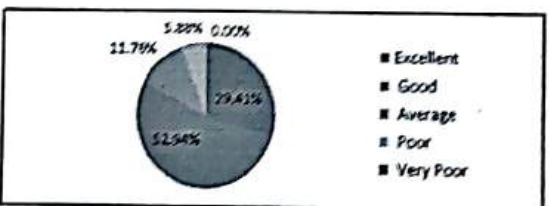
3 Ability to work with a team

	Count	Percentage
Excellent	5	29.41%
Good	9	52.94%
Average	2	11.76%
Poor	1	5.88%
Very Poor	0	0.00%



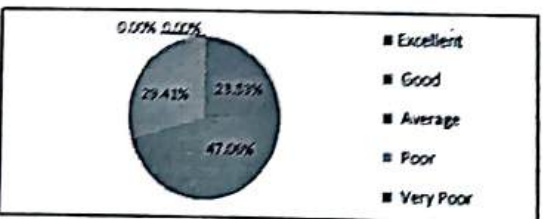
4 Verbal & Written communication skills

	Count	Percentage
Excellent	5	29.41%
Good	9	52.94%
Average	2	11.76%
Poor	1	5.88%
Very Poor	0	0.00%



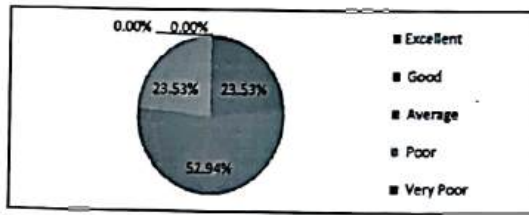
5 Ability to take independent decisions

	Count	Percentage
Excellent	4	23.53%
Good	8	47.06%
Average	5	29.41%
Poor	0	0.00%
Very Poor	0	0.00%



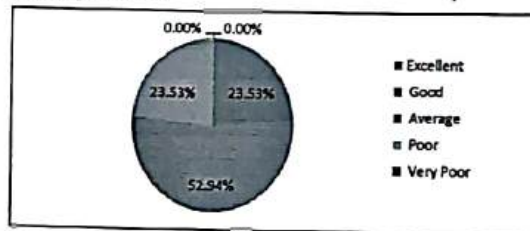
**6 Inclination towards needs of the society**

	Count	Percentage
Excellent	4	23.53%
Good	9	52.94%
Average	4	23.53%
Poor	0	0.00%
Very Poor	0	0.00%



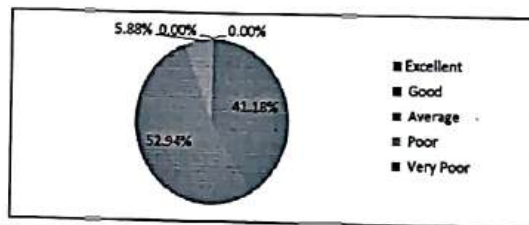
**7 Your overall satisfaction with the performance of our post graduates**

	Count	Percentage
Excellent	4	23.53%
Good	9	52.94%
Average	4	23.53%
Poor	0	0.00%
Very Poor	0	0.00%



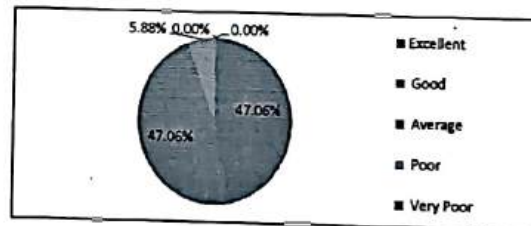
**8 Respect for Human Values & Ethics**

	Count	Percentage
Excellent	7	41.18%
Good	9	52.94%
Average	1	5.88%
Poor	0	0.00%
Very Poor	0	0.00%



**9 Leadership/Managerial Skills**

	Count	Percentage
Excellent	8	47.06%
Good	8	47.06%
Average	1	5.88%
Poor	0	0.00%
Very Poor	0	0.00%



- Yes
- Practical activity needed
- Guest lectures and workshops Improvements
- Yes
- Everything is good
- Yes
- Good
- Yes
- placement activities
- No
- No
- No
- Nothing
- Nothing
- No
- No
- No

*[Signature]*  
Coordinator

*[Signature]*  
HOD/MBA  
Madanapalle Institute of Technology & Science  
Madanapalle - 517 325



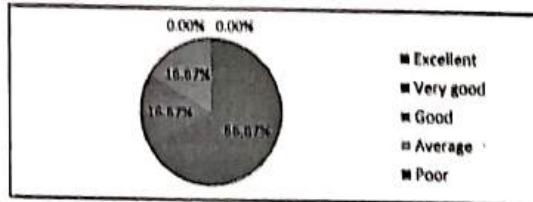
**DEPARTMENT OF MIA**  
**Feedback on**

**Curriculum Enrichment from Industry Experts (2024-25)**

Total N.o of Responses: 6

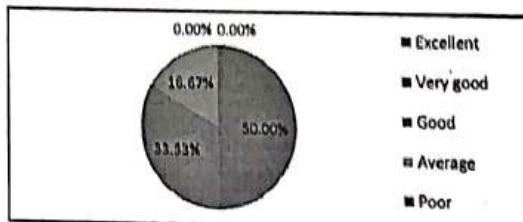
1 Rate the events conducted such as guest lectures / workshops / seminars / webinars to enrich the curriculum.

Syllabus	Count	Percentage
Excellent	4	66.67%
Very good	1	16.67%
Good	1	16.67%
Average	0	0.00%
Poor	0	0.00%



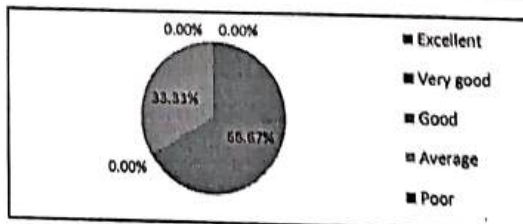
2 Rate the Internship to fill the gap in the curriculum

	Count	Percentage
Excellent	3	50.00%
Very good	2	33.33%
Good	1	16.67%
Average	0	0.00%
Poor	0	0.00%




3 Rate the Industrial visits to enrich the curriculum.

	Count	Percentage
Excellent	4	66.67%
Very good	0	0.00%
Good	2	33.33%
Average	0	0.00%
Poor	0	0.00%




4 Rate the MOUs Linked with Industry

	Count	Percentage
Excellent	3	50.00%
Very good	2	33.33%
Good	1	16.67%
Average	0	0.00%
Poor	0	0.00%




5 Rate the additional Courses / Training / Certificate courses provided by the institution

	Count	Percentage
Excellent	4	66.67%
Very good	0	0.00%
Good	2	33.33%
Average	0	0.00%
Poor	0	0.00%



NQ
I have no suggestions
NA
NA
Good
No

  
Signature of the Coordinator

  
5120825  
Department of Management Studies  
Institute of Technology & Science




**DEPARTMENT OF MBA**

**Student Feedback on Facilities AY 2024-25**

Total N.o of Responses: **156**

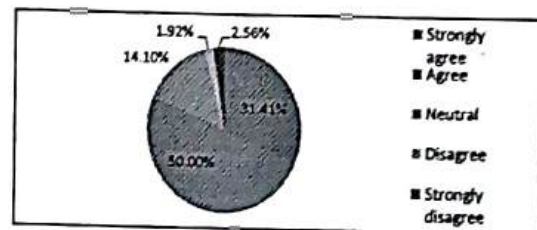
**1 Rate the level of satisfaction with the cataloguing and arrangement of books in the Library**

Syllabus	Count	Percentage
Strongly agree	54	34.62%
Agree	73	46.79%
Neutral	24	15.38%
Disagree	2	1.28%
Strongly disagree	3	1.92%



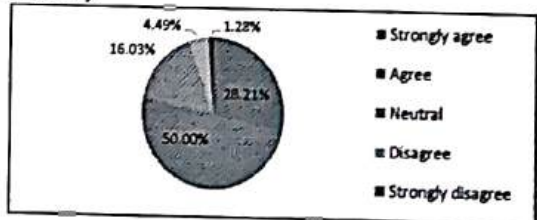
**2 Rate the level of satisfaction with the available Books & Reading Space in the Library.**

Syllabus	Count	Percentage
Strongly agree	49	31.41%
Agree	78	50.00%
Neutral	22	14.10%
Disagree	3	1.92%
Strongly disagree	4	2.56%



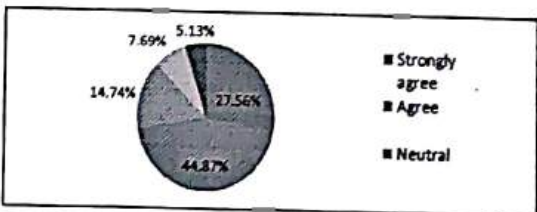
**3 Rate the number of titles in subject availability in the Library**

Syllabus	Count	Percentage
Strongly agree	44	28.21%
Agree	78	50.00%
Neutral	25	16.03%
Disagree	7	4.49%
Strongly disagree	2	1.28%



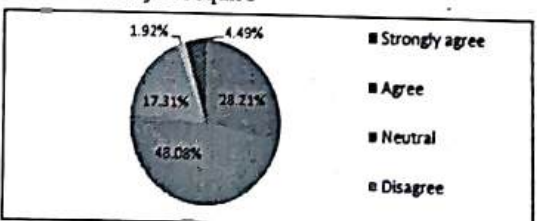
**4 Rate the Services of Book Store / Xerox facilities in our Campus**

Syllabus	Count	Percentage
Strongly agree	43	27.56%
Agree	70	44.87%
Neutral	23	14.74%
Disagree	12	7.69%
Strongly disagree	8	5.13%



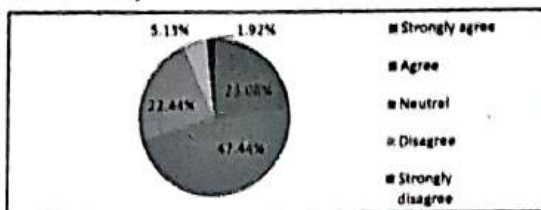
**5 Rate the availability of computers in computer center as and when you require**

Syllabus	Count	Percentage
Strongly agree	44	28.21%
Agree	75	48.08%
Neutral	27	17.31%
Disagree	3	1.92%
Strongly disagree	7	4.49%



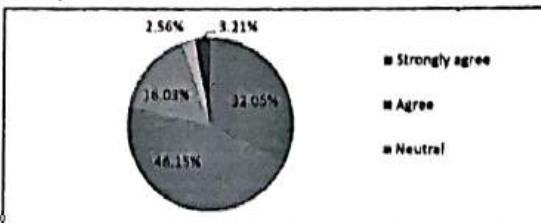
6 Rate the availability of educational online resources in the Library

	Count	Percentage
Strongly agree	36	23.00%
Agree	74	47.44%
Neutral	35	22.44%
Disagree	8	5.13%
Strongly disagree	3	1.92%



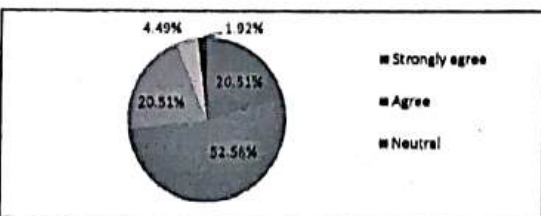
7 Rate the ambience of classrooms and laboratory in the department

	Count	Percentage
Strongly agree	50	32.05%
Agree	72	46.15%
Neutral	25	16.03%
Disagree	4	2.56%
Strongly disagree	5	3.21%



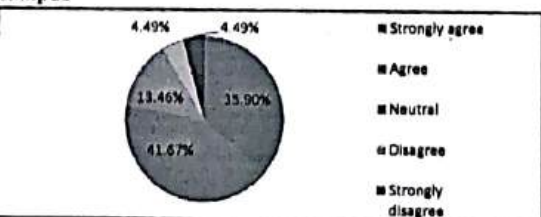
8 Rate the cleanness of washrooms

	Count	Percentage
Strongly agree	32	20.51%
Agree	82	52.56%
Neutral	32	20.51%
Disagree	7	4.49%
Strongly disagree	3	1.92%



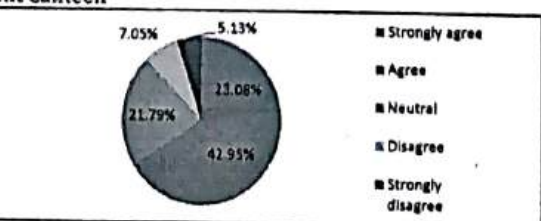
9 Rate the RO Drinking water facility available in the campus

	Count	Percentage
Strongly agree	56	35.90%
Agree	65	41.67%
Neutral	21	13.46%
Disagree	7	4.49%
Strongly disagree	7	4.49%



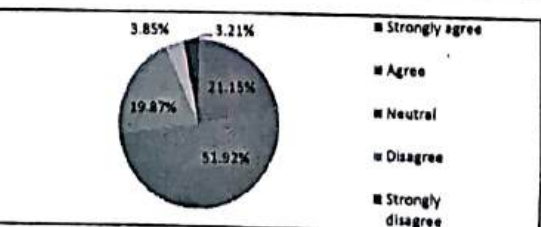
10 Rate the level of satisfaction food served in the present Canteen

	Count	Percentage
Strongly agree	36	23.08%
Agree	67	42.95%
Neutral	34	21.79%
Disagree	11	7.05%
Strongly disagree	8	5.13%



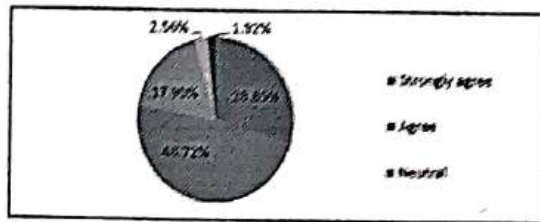
11 Rate the Students Clubs in the Campus

	Count	Percentage
Strongly agree	33	21.15%
Agree	81	51.92%
Neutral	31	19.87%
Disagree	6	3.85%
Strongly disagree	5	3.21%



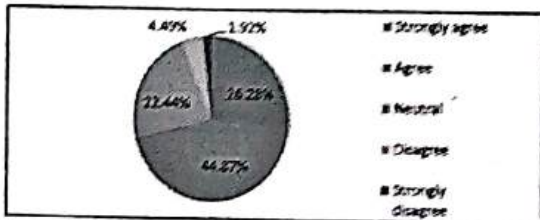
**12 Rate the Student Welfare Office is Helpful to you**

	Count	Percentage
Strongly agree	45	28.85%
Agree	76	48.72%
Neutral	28	17.95%
Disagree	4	2.56%
Strongly disagree	3	1.92%



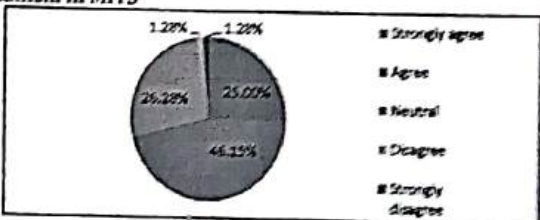
**13 Rate your view on Social Services offered by MITS**

	Count	Percentage
Strongly agree	41	26.28%
Agree	70	44.87%
Neutral	35	22.44%
Disagree	7	4.49%
Strongly disagree	3	1.92%



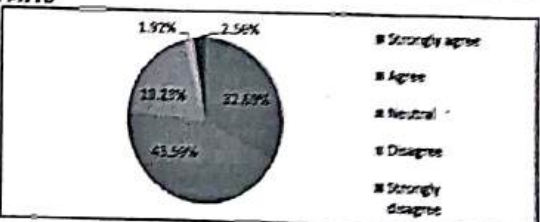
**14 Rate your opinion on Grievance and redressal mechanism in MITS**

	Count	Percentage
Strongly agree	39	25.00%
Agree	72	46.15%
Neutral	41	26.28%
Disagree	2	1.28%
Strongly disagree	2	1.28%



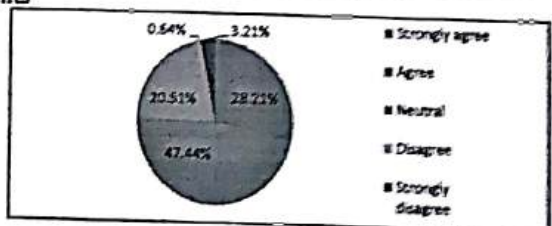
**15 Rate the functioning of Training & Placement Cell In MITS**

	Count	Percentage
Strongly agree	51	32.69%
Agree	68	43.59%
Neutral	30	19.23%
Disagree	3	1.92%
Strongly disagree	4	2.56%



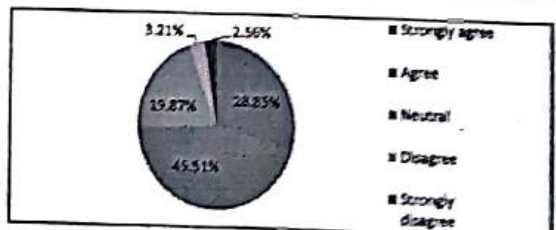
**16 Rate the working condition of Laboratory Equipments**

	Count	Percentage
Strongly agree	44	28.21%
Agree	74	47.44%
Neutral	32	20.51%
Disagree	1	0.64%
Strongly disagree	5	3.21%




**17 Rate the NSS / NCC Activities of MITS**

	Count	Percentage
Strongly agree	45	28.85%
Agree	71	45.51%
Neutral	31	19.87%
Disagree	5	3.21%
Strongly disagree	4	2.56%




**18 Rate the Hostel Facilities in MITS**

	Count	Percentage
Strongly agree	37	23.72%
Agree	69	44.23%
Neutral	40	25.64%
Disagree	5	3.21%
Strongly disagree	5	3.21%



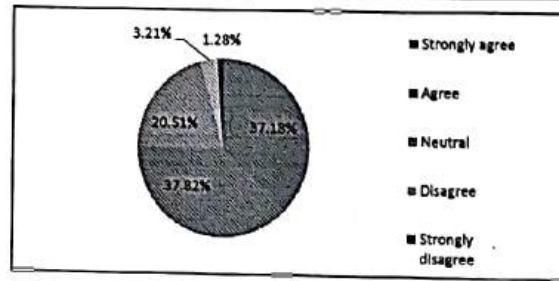
**19 Rate the Medical Facilities in MITS Campus**

	Count	Percentage
Strongly agree	52	33.33%
Agree	66	42.31%
Neutral	31	19.87%
Disagree	4	2.56%
Strongly disagree	3	1.92%



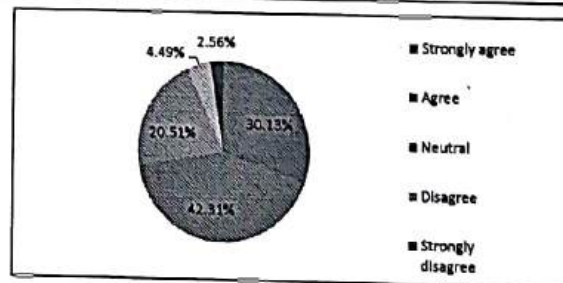
**20 Rate The Transportation Facilities in MITS**

	Count	Percentage
Strongly agree	58	37.18%
Agree	59	37.82%
Neutral	32	20.51%
Disagree	5	3.21%
Strongly disagree	2	1.28%



**21 Rate The Sports Facilities in MITS**

	Count	Percentage
Strongly agree	47	30.13%
Agree	66	42.31%
Neutral	32	20.51%
Disagree	7	4.49%
Strongly disagree	4	2.56%



Signature of the coordinator

  
 HOD/MBA  
 Department of Management Studies  
 Jai Hind Institute of Technology & Science  
 Hyderabad - 507 325



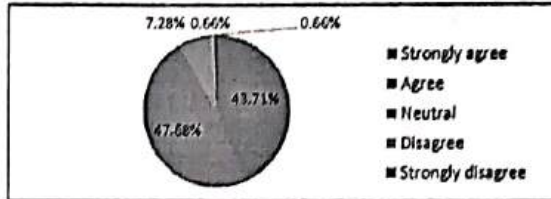
DEPARTMENT OF MBA

Student Feedback on Facilities AY 2024-25 (1st Year)

Total No of Responses: 151

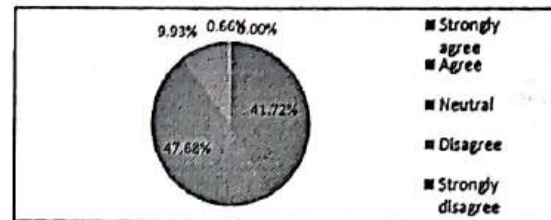
1 Rate the level of satisfaction with the cataloguing and arrangement of books in the Library

Syllabus	Count	Percentage
Strongly agree	66	43.71%
Agree	72	47.68%
Neutral	11	7.28%
Disagree	1	0.66%
Strongly disagree	1	0.66%



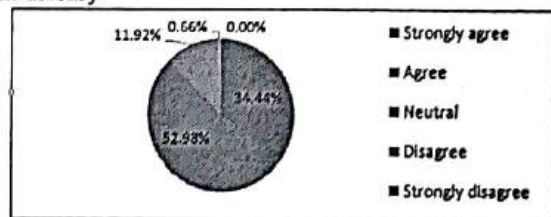
2 Rate the level of satisfaction with the available Books & Reading Space in the Library.

	Count	Percentage
Strongly agree	63	41.72%
Agree	72	47.68%
Neutral	15	9.93%
Disagree	1	0.66%
Strongly disagree	0	0.00%



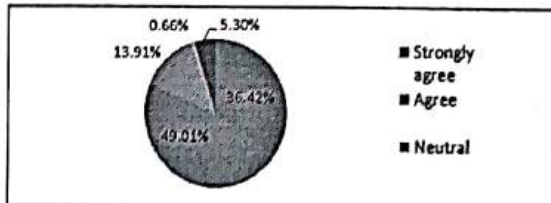
3 Rate the number of titles in subject availability in the Library

	Count	Percentage
Strongly agree	52	34.44%
Agree	80	52.98%
Neutral	18	11.92%
Disagree	1	0.66%
Strongly disagree	0	0.00%



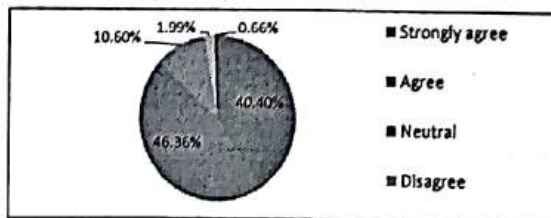
4 Rate the Services of Book Store / Xerox facilities in our Campus

	Count	Percentage
Strongly agree	55	36.42%
Agree	74	49.01%
Neutral	21	13.91%
Disagree	1	0.66%
Strongly disagree	8	5.30%



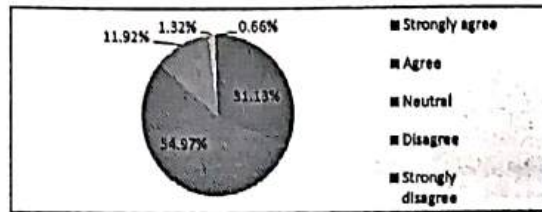
5 Rate the availability of computers in computer center as and when you require

	Count	Percentage
Strongly agree	61	40.40%
Agree	70	46.36%
Neutral	16	10.60%
Disagree	3	1.99%
Strongly disagree	1	0.66%




**6 Rate the availability of educational online resources in the Library**

	Count	Percentage
Strongly agree	47	31.13%
Agree	83	54.97%
Neutral	18	11.92%
Disagree	2	1.32%
Strongly disagree	1	0.66%



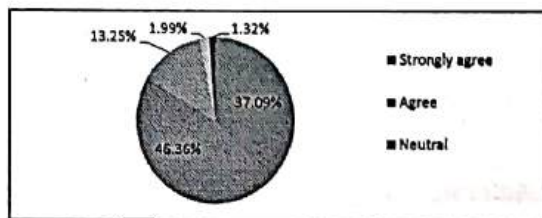
**7 Rate the ambience of classrooms and laboratory in the department**

	Count	Percentage
Strongly agree	57	37.75%
Agree	67	44.37%
Neutral	21	13.91%
Disagree	5	3.31%
Strongly disagree	1	0.66%



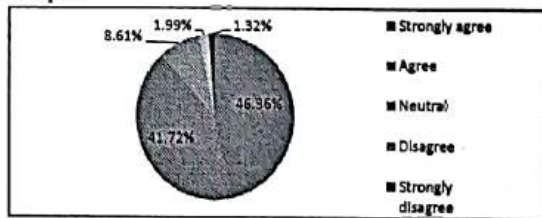
**8 Rate the cleanness of washrooms**

	Count	Percentage
Strongly agree	56	37.09%
Agree	70	46.36%
Neutral	20	13.25%
Disagree	3	1.99%
Strongly disagree	2	1.32%



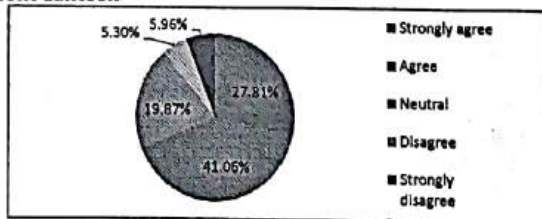
**9 Rate the RO Drinking water facility available in the campus**

	Count	Percentage
Strongly agree	70	46.36%
Agree	63	41.72%
Neutral	13	8.61%
Disagree	3	1.99%
Strongly disagree	2	1.32%



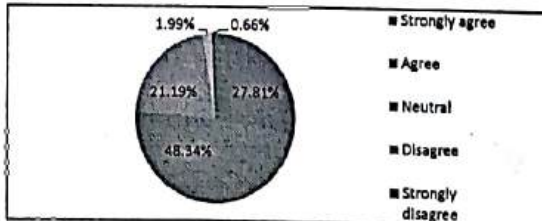
**10 Rate the level of satisfaction food served in the present Canteen**

	Count	Percentage
Strongly agree	42	27.81%
Agree	62	41.06%
Neutral	30	19.87%
Disagree	8	5.30%
Strongly disagree	9	5.96%




**11 Rate the Students Clubs in the Campus**

	Count	Percentage
Strongly agree	42	27.81%
Agree	73	48.34%
Neutral	32	21.19%
Disagree	3	1.99%
Strongly disagree	1	0.66%



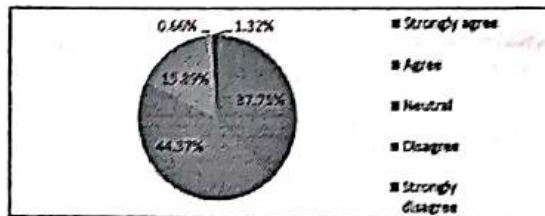
**12 Rate the Student Welfare Office is Helpful to you**

	Count	Percentage
Strongly agree	47	31.13%
Agree	79	52.32%
Neutral	21	13.91%
Disagree	3	1.99%
Strongly disagree	1	0.66%




**13 Rate your view on Social Services offered by MITS**

	Count	Percentage
Strongly agree	57	37.75%
Agree	67	44.37%
Neutral	24	15.89%
Disagree	1	0.66%
Strongly disagree	2	1.32%



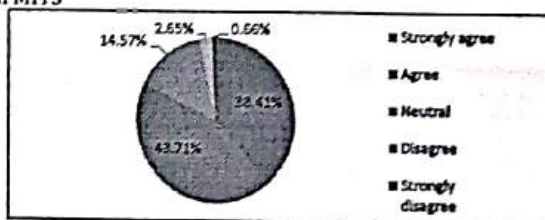
**14 Rate your opinion on Grievance and redressal mechanism in MITS**

	Count	Percentage
Strongly agree	51	33.77%
Agree	76	50.33%
Neutral	23	15.23%
Disagree	1	0.66%
Strongly disagree	0	0.00%



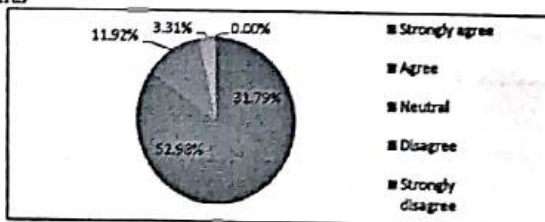
**15 Rate the functioning of Training & Placement Cell in MITS**

	Count	Percentage
Strongly agree	58	38.41%
Agree	66	43.71%
Neutral	22	14.57%
Disagree	4	2.65%
Strongly disagree	1	0.66%



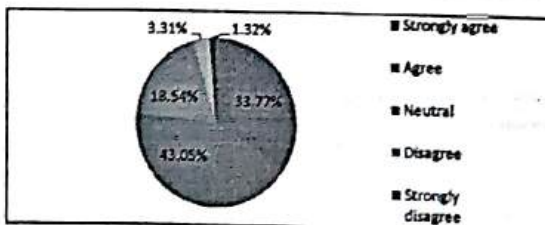
**16 Rate the working condition of Laboratory Equipments**

	Count	Percentage
Strongly agree	48	31.79%
Agree	80	52.98%
Neutral	18	11.92%
Disagree	5	3.31%
Strongly disagree	0	0.00%



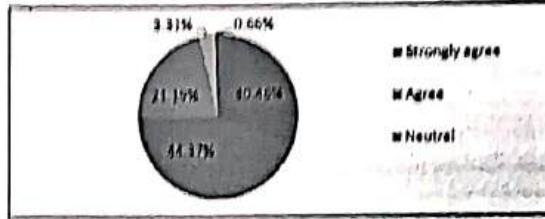
**17 Rate the NSS / NCC Activities of MITS**

	Count	Percentage
Strongly agree	51	33.77%
Agree	65	43.05%
Neutral	28	18.54%
Disagree	5	3.31%
Strongly disagree	2	1.32%



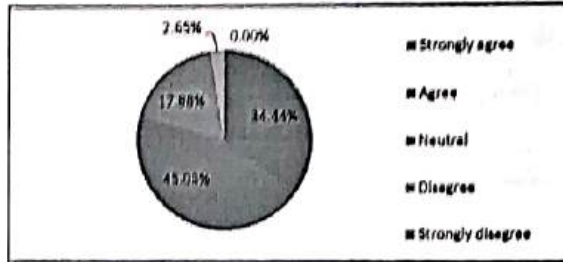
**18 Rate the Hostel Facilities in MITS**

	Count	Percentage
Strongly agree	46	30.46%
Agree	67	44.37%
Neutral	32	21.19%
Disagree	5	3.11%
Strongly disagree	1	0.66%



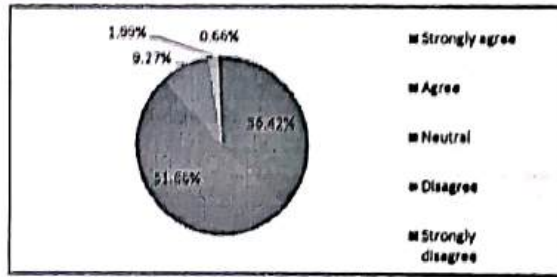
**19 Rate the Medical Facilities in MITS Campus**

	Count	Percentage
Strongly agree	52	34.44%
Agree	60	40.00%
Neutral	27	17.88%
Disagree	4	2.65%
Strongly disagree	0	0.00%



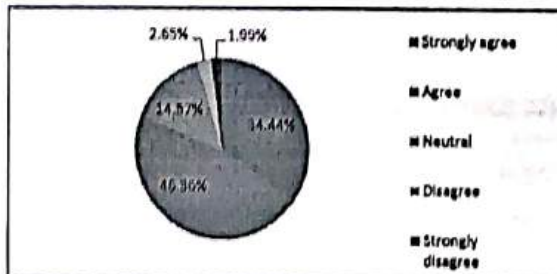
**20 Rate The Transportation Facilities in MITS**

	Count	Percentage
Strongly agree	55	36.42%
Agree	70	51.66%
Neutral	14	9.27%
Disagree	3	1.99%
Strongly disagree	1	0.66%



**21 Rate The Sports Facilities in MITS**

	Count	Percentage
Strongly agree	52	34.44%
Agree	70	46.36%
Neutral	22	14.57%
Disagree	4	2.65%
Strongly disagree	3	1.99%



*[Signature]*  
Signature of the coordinator

*[Signature]*  
HOD/MB  
HEAD  
Department of Management Studies  
Manipal Institute of Technology  
Manipal - 577 323

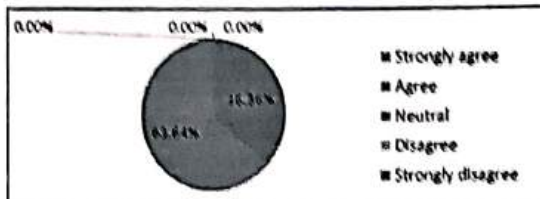


**DEPARTMENT OF MBA**  
**FEEDBACK FROM FACULTY ON GOVERNANCE(2024-25)**

Total N.o of Responses: 11


**1 The MoUs entered by the college enhance the scope for mutual cooperation with Institutions and Research Organizations of repute.**

Syllabus	Count	Percentage
Strongly agree	4	36.36%
Agree	7	63.64%
Neutral	0	0.00%
Disagree	0	0.00%
Strongly disagree	0	0.00%



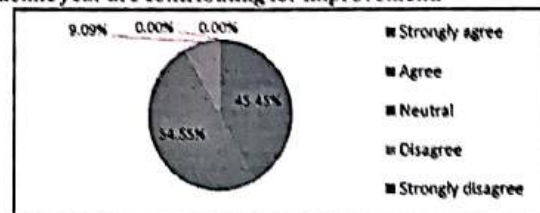
**2 The administration is sincerely putting efforts for the development of the institution.**

Syllabus	Count	Percentage
Strongly agree	4	36.36%
Agree	7	63.64%
Neutral	0	0.00%
Disagree	0	0.00%
Strongly disagree	0	0.00%



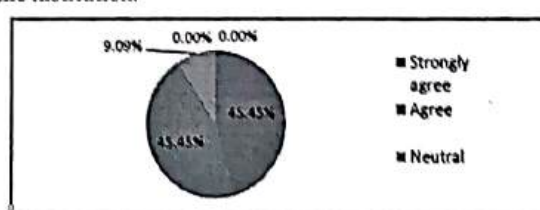
**3 The quality initiatives taken up during the last academic year are contributing for improvement.**

Syllabus	Count	Percentage
Strongly agree	5	45.45%
Agree	6	54.55%
Neutral	1	9.09%
Disagree	0	0.00%
Strongly disagree	0	0.00%



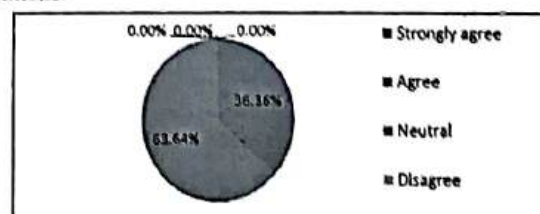
**4 The IQAC is working well for promoting quality in the institution.**

Syllabus	Count	Percentage
Strongly agree	5	45.45%
Agree	5	45.45%
Neutral	1	9.09%
Disagree	0	0.00%
Strongly disagree	0	0.00%



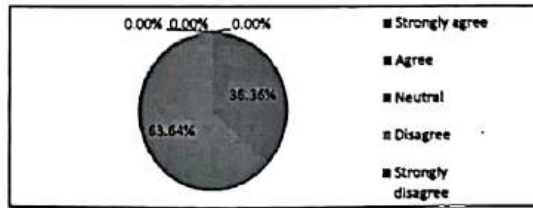
**5 The faculties are given freedom to express their opinions.**

Syllabus	Count	Percentage
Strongly agree	4	36.36%
Agree	7	63.64%
Neutral	0	0.00%
Disagree	0	0.00%
Strongly disagree	0	0.00%



**6 The administrative team is accessible.**

	Count	Percentage
Strongly agree	4	36.36%
Agree	7	63.64%
Neutral	0	0.00%
Disagree	0	0.00%
Strongly disagree	0	0.00%



Provide Observations / Suggestions to Improve:

Nil

Nothing

Nil

Mous needed

MITS exhibits effective and transparent governance with timely communication

Good

Nil

Friendly

no comments

Good college

no comments

Signature of the Coordinator

HOD / MBA

Department of Management Studies  
 Manipal Institute of Technology & Science  
 Madanapalle - 517 325

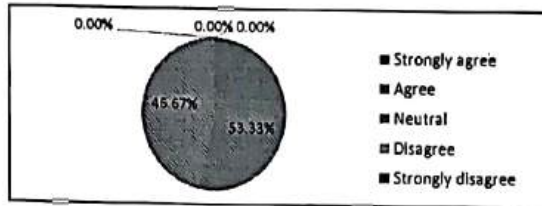


**DEPARTMENT OF MBA**  
**FEEDBACK FROM FACULTY ON INFRASTRUCTURE (2024-25)**

Total N.o of Responses: 15

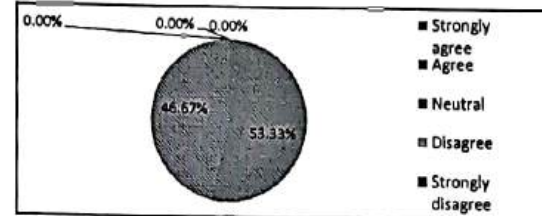
**1 The class rooms and furniture available are adequate**

Syllabus	Count	Percentage
Strongly agree	8	53.33%
Agree	7	46.67%
Neutral	0	0.00%
Disagree	0	0.00%
Strongly disagree	0	0.00%



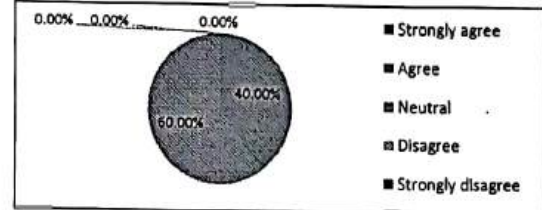
**2 The buildings and furniture are well maintained.**

Syllabus	Count	Percentage
Strongly agree	8	53.33%
Agree	7	46.67%
Neutral	0	0.00%
Disagree	0	0.00%
Strongly disagree	0	0.00%




**3 The labs are adequately equipped (wherever applicable).**

Syllabus	Count	Percentage
Strongly agree	6	40.00%
Agree	9	60.00%
Neutral	0	0.00%
Disagree	0	0.00%
Strongly disagree	0	0.00%



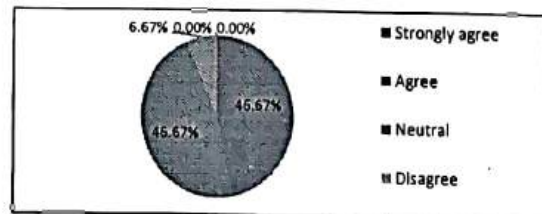
**4 The infrastructure available in the department is optimally used**

Syllabus	Count	Percentage
Strongly agree	7	46.67%
Agree	7	46.67%
Neutral	1	6.67%
Disagree	0	0.00%
Strongly disagree	0	0.00%



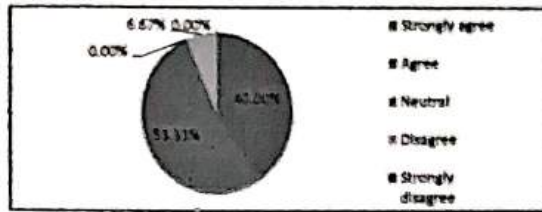
**5 Safe drinking water is available.**

Syllabus	Count	Percentage
Strongly agree	7	46.67%
Agree	7	46.67%
Neutral	1	6.67%
Disagree	0	0.00%
Strongly disagree	0	0.00%



6 Sports and games facilities are adequate.

	Count	Percentage
Strongly agree	6	40.00%
Agree	8	53.33%
Neutral	0	0.00%
Disagree	1	6.67%
Strongly disagree	0	0.00%



0

Nil

Nil

Nothing

Good

MITS provides well-maintained infrastructure with modern classrooms, laboratories, and facilities

No comments

Nothing else

Nil

Everything is good.

More game facilities and timing should be there

No comments

Good

NIL

Curriculum Modernization: Integrate emerging technologies like AI, blockchain, and sustainability into the syllabus. Industry Collaboration: Partner with companies for guest lectures, internships, and live projects. Faculty Development: Regular training in pedagogy, research, and tech tools (e.g., Moodle, ChatGPT, MATLAB). Outcome-Based Education (OBE): Strengthen OBE practices with clear POs, COs, and rubrics. Student-Centric Learning: Promote flipped classrooms, peer learning, and project-based learning. Digital Marketing Labs Goal: Equip students with real-world digital marketing skills and certifications. Improvements: Certifications: Offer Google Ads, HubSpot, Meta Blueprint, and SEMrush certifications. Live Campaigns: Run real-time ad campaigns for local businesses or college events. Analytics Tools: Train students in Google Analytics, Hotjar, and Data Studio. Content Creation: Encourage blogging, video editing, and SEO writing. Agency Model: Operate the lab like a digital agency serving internal and external clients. Startup Venture Studio Goal: Incubate student startups and foster entrepreneurial culture. Improvements: Pre-incubation Programs: Run ideation bootcamps, hackathons, and pitch days. Mentorship Network: Connect students with alumni and industry mentors. Seed Funding: Provide micro-grants or connect with angel investors and VCs. Legal & IP Support: Offer help with company registration, patents, and compliance. Co-Working Space: Create a vibrant, collaborative space with high-speed Internet and meeting rooms.

every facility is good and adequate

Signature of the Coordinator

*[Handwritten Signature]*  
HOD / MBA

Department of Management Studies  
Sri Jai Institute of Technology  
Maddur - 517 325

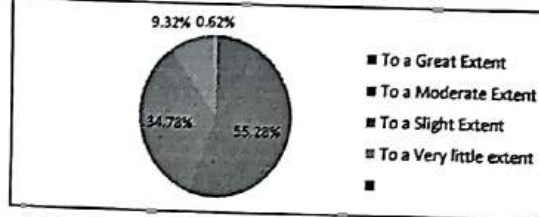


DEPARTMENT OF MBA  
Graduate Exit survey (2024-25)

Total N.o of Responses: 161

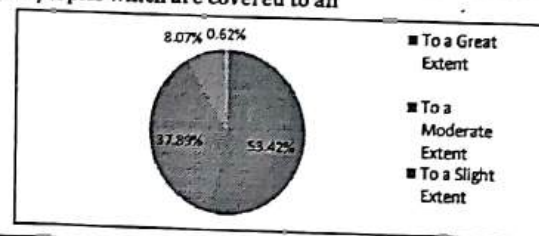
1 The Teaching & learning amenities provided (Class rooms, lecture halls, laboratory, Library, Seminar Rooms, Computer labs Supported by My learning

Syllabus	Count	Percentage
To a Great Extent	89	55.28%
To a Moderate Extent	56	34.78%
To a Slight Extent	15	9.32%
To a Very little extent	1	0.62%



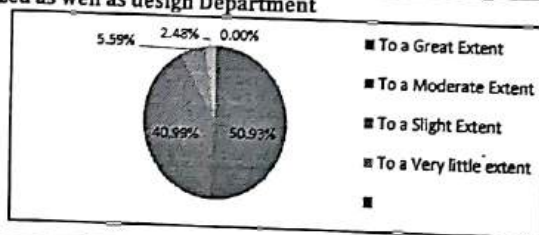
2 The Program Curriculum has a good range of contents/topics which are covered to an

Count	Percentage	
To a Great Extent	86	53.42%
To a Moderate Extent	61	37.89%
To a Slight Extent	13	8.07%
To a Very little extent	1	0.62%



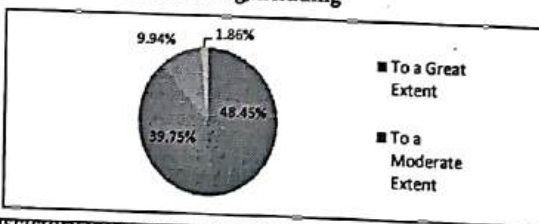
3 I Can use the knowledge and skills gained to analyzed as well as design Department

Count	Percentage	
To a Great Extent	82	50.93%
To a Moderate Extent	66	40.99%
To a Slight Extent	9	5.59%
To a Very little extent	4	2.48%
	0.00%	



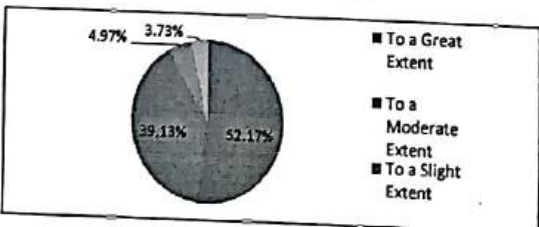
4 I Can Demonstrate ethical reasoning, moral development in decision making,including

Count	Percentage	
To a Great Extent	78	48.45%
To a Moderate Extent	64	39.75%
To a Slight Extent	16	9.94%
To a Very little extent	3	1.86%




5 The course work and the project have given me satisfactory introduction to work in multi disciplinary and shared environment

Count	Percentage	
To a Great Extent	84	52.17%
To a Moderate Extent	63	39.13%
To a Slight Extent	8	4.97%
To a Very little extent	6	3.73%



None
No
Enhance Ideas on projects
It is better to maintain faculty to interact with students.
No
No
Good
No
Nothing
Good
Good
No
No
-
No suggestions
Nothing
Providing Programs like Sql
No
No mandatory suggestions
Nice
Super
No more suggestions
Nothing
Providing field trips every semester gets good knowledge of practical experience
No
No
No
No
Nothing all things are good
Excellent
No
Improved my skills in college faculty are very friendly they will clarify the doubts and guide us very well to do our work
Nothing
Nothing
Na
No
No suggestions
Developing more decision making skills and finding solutions for the problems
No suggestions
No
Good
Excellent
Good
Improve skills
Good
-
No
Everything Is Good
Every thing is good
Nothing
No more suggestions
Nil
Nil
No
-
Good
Nothing
Nothing
Good
No
Great
No

Nothing
No observation
Good
Cleaning the toilets in KK block
Good
None
Cover syllabus in time, explain subject with relevant examples
Good
No
No
We needed more time to practice in the lab
Good
Ntg
Yes
☛
All good
No
No suggestions
Nil
Everything is good actually
No
Good
Providing the new technologies
-
Average
Good
Positive talking and encouragement needed
Nothing All good
.
-
No
Everything is good
No
Good
Nothing
Good
No
Nice
Ntg
Very good
No
No
.
NO
No
..
No

  
 coordinator

  
 HOD / MBA / M.D  
 Department of Management Studies  
 Madanapalle Institute of Technology & Science  
 Madanapalle - 517 325



**MADANAPALLE INSTITUTE OF TECHNOLOGY & SCIENCE**  
 (UGC-AUTONOMOUS INSTITUTION)  
 Affiliated to JNTUA, Ananthapuramu & Approved by AICTE, New Delhi  
 NAAC Accredited with A+ Grade, NIRF India Rankings 2024 - Band: 201-300 (Engg.)  
 NBA Accredited - B.Tech. (CIVIL, CSE, ECE, EER, MECH, CST), MBA & MCA




**DEPARTMENT OF MBA**

**Feedback from National / International Experts (2024-25)**

Total N.o of Responses: 10

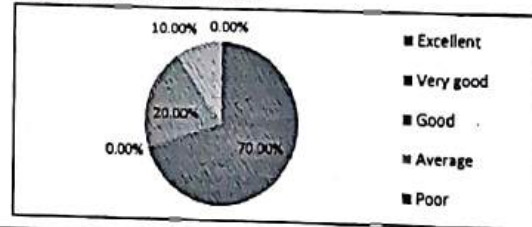
**1 Rate the curriculum structure and content relevance to meet National / International standards**

Syllabus	Count	Percentage
Excellent	5	50.00%
Very good	3	30.00%
Good	0	0.00%
Average	0	0.00%
Poor	0	0.00%



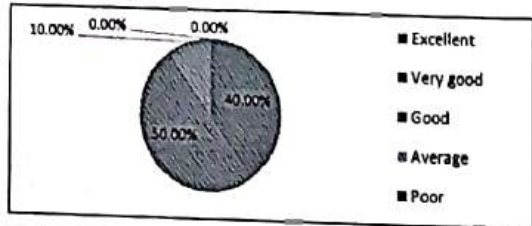
**2 Rate the effectiveness of Moodle platform for providing instructional materials**

	Count	Percentage
Excellent	7	70.00%
Very good	0	0.00%
Good	2	20.00%
Average	1	10.00%
Poor	0	0.00%



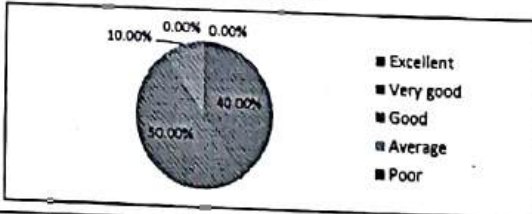
**3 Rate the list of Electives / MOOCs courses / Audit Courses offered**

	Count	Percentage
Excellent	4	40.00%
Very good	5	50.00%
Good	1	10.00%
Average	0	0.00%
Poor	0	0.00%



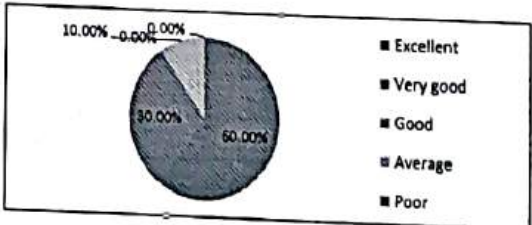
**4 Rate the content of Guest Lectures / Seminars / Workshops organized by the Institute**

	Count	Percentage
Excellent	4	40.00%
Very good	5	50.00%
Good	1	10.00%
Average	0	0.00%
Poor	0	0.00%



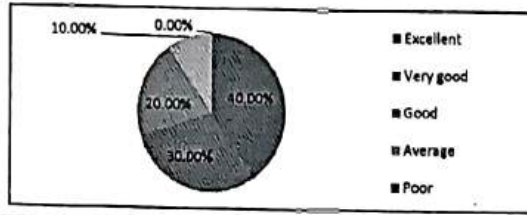
**5 Rate the Societal Impact of projects carried out by students.**

	Count	Percentage
Excellent	6	60.00%
Very good	3	30.00%
Good	0	0.00%
Average	1	10.00%
Poor	0	0.00%



6 Rate the Labs / Research facilities of the department

	Count	Percentage
Excellent	4	40.00%
Very good	3	30.00%
Good	2	20.00%
Average	1	10.00%
Poor	0	0.00%



Provide Observations / Suggestions

NA
No
I have no suggestions
NA
Nothing
Good
Good
Nothing
No
Nothing

Signature of the Coordinator

HOD / MBA

HEAD  
Department of Management Studies  
Tamil Nadu Institute of Technology  
Madanabail - 517 325



**MADANAPALLE INSTITUTE OF TECHNOLOGY & SCIENCE**  
 (UGC-AUTONOMOUS INSTITUTION)  
 Affiliated to JNTUA, Ananthapuramu & Approved by AICTE, New Delhi  
 NAAC Accredited with A+ Grade, NIRF India Rankings 2024 - Band 201-300 (Engg.)  
 NBA Accredited - B.Tech. (CIVIL, CSE, ECE, EEE, MECH,CST), MBA & MCA



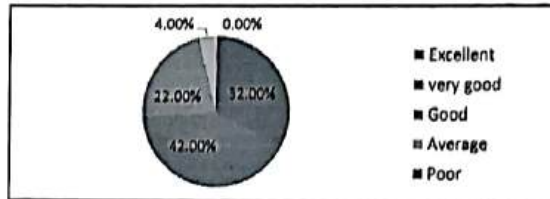
**DEPARTMENT OF MIA**

**Parent Feedback on Curriculum, Teaching and Learning AY 2024-25**

Total N.o of Responses: 50

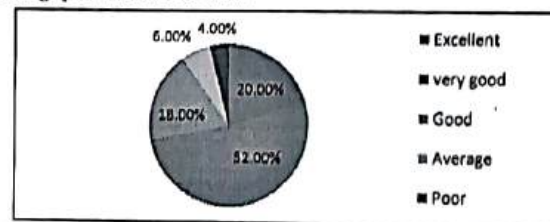
1 Rate the events participated by your ward such as Guest Lectures / Workshops/Seminars/Webinars to enrich the Curriculum.

Syllabus	Count	Percentage
Excellent	16	32.00%
very good	21	42.00%
Good	11	22.00%
Average	2	4.00%
Poor	0	0.00%



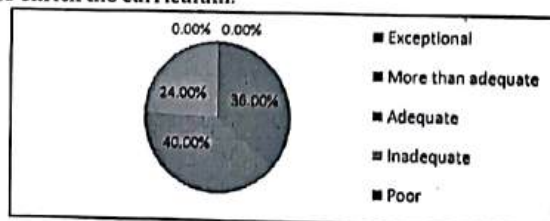
2 Rate the Internship undergone by your ward to fill the gap in the curriculum

	Count	Percentage
Excellent	10	20.00%
very good	26	52.00%
Good	9	18.00%
Average	3	6.00%
Poor	2	4.00%



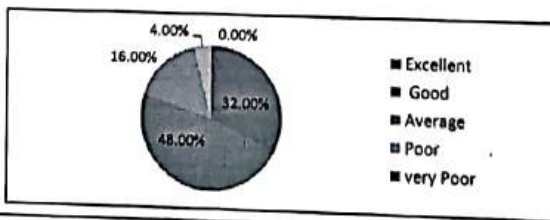
3 Rate the Industrial visits undergone by your ward to enrich the curriculum.

	Count	Percentage
Exceptional	18	36.00%
More than adequate	20	40.00%
Adequate	12	24.00%
Inadequate	0	0.00%
Poor	0	0.00%



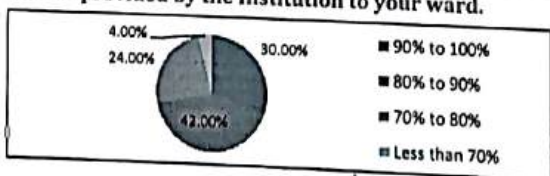
4 Rate the MOUs linked with Industry.

	Count	Percentage
Excellent	16	32.00%
Good	24	48.00%
Average	8	16.00%
Poor	2	4.00%
very Poor	0	0.00%



5 Rate the Additional courses / Training / Certificate Courses provided by the Institution to your ward.

	Count	Percentage
90% to 100%	15	30.00%
80% to 90%	21	42.00%
70% to 80%	12	24.00%
Less than 70%	2	4.00%



Signature of the Coordinator

HOD, MBA

Department of Management Studies  
 Madanapalle Institute of Technology & Science  
 Madanapalle - 517 325



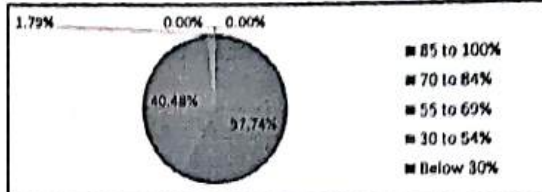
**DEPARTMENT OF MBA (1st year only)**

**Feedback on Student Satisfaction Survey (SSS) on Teaching Learning Process for AY 2024-25**

**Total N.o of Responses:** 168

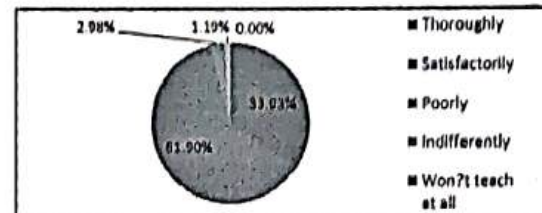
**1 How much of the syllabus was covered in the class?**

Syllabus	Count	Percentage
85 to 100%	97	57.74%
70 to 84%	68	40.48%
55 to 69%	3	1.79%
30 to 54%	0	0.00%
Below 30%	0	0.00%



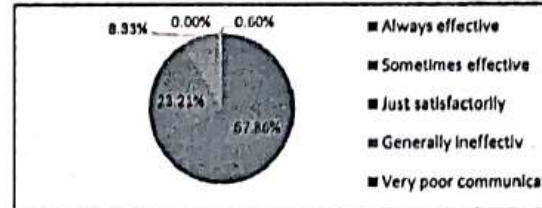
**2 How well did the teachers prepare for the classes?**

Category	Count	Percentage
Thoroughly	57	33.93%
Satisfactorily	104	61.90%
Poorly	5	2.98%
Indifferently	2	1.19%
Won't teach at all	0	0.00%



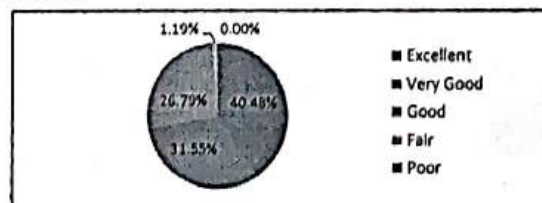
**3 How well were the teachers able to communicate?**

Category	Count	Percentage
Always effective	114	67.86%
Sometimes effective	39	23.21%
Just satisfactorily	14	8.33%
Generally ineffective	1	0.60%
Very poor communicat	0	0.00%



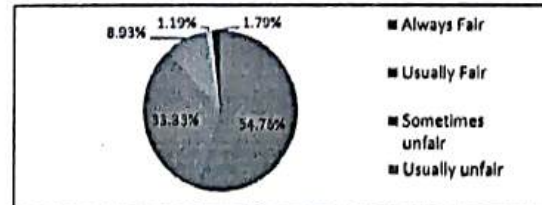
**4 The teacher's approach to teaching can best be described as**

Category	Count	Percentage
Excellent	68	40.48%
Very Good	53	31.55%
Good	45	26.79%
Fair	2	1.19%
Poor	0	0.00%



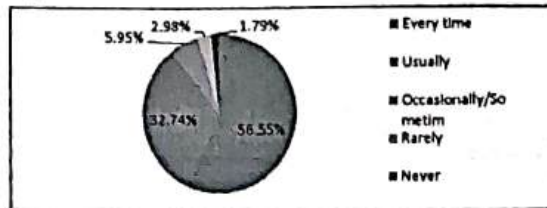
**5 Fairness of the Internal evaluation process by the teachers**

Category	Count	Percentage
Always Fair	92	54.76%
Usually Fair	56	33.33%
Sometimes unfair	15	8.93%
Usually unfair	2	1.19%
unfair	3	1.79%



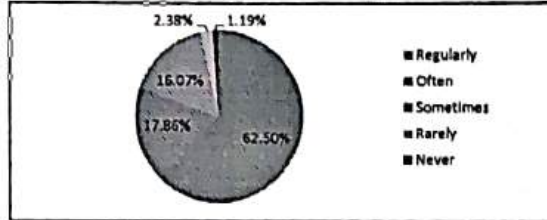
6 Was your performance in assignments discussed with you?

	Count	Percentage
Every time	95	56.55%
Usually	55	32.74%
Occasionally/Sometim	10	5.95%
Rarely	5	2.98%
Never	3	1.79%



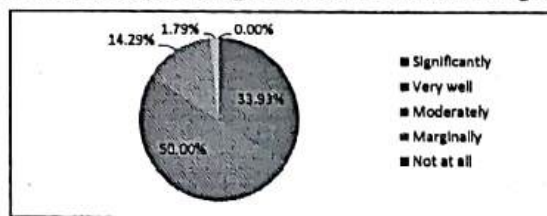
7 The institute takes active interest in promoting internship, student exchange, field visit opportunities for students.

	Count	Percentage
Regularly	105	62.50%
Often	30	17.86%
Sometimes	27	16.07%
Rarely	4	2.38%
Never	2	1.19%



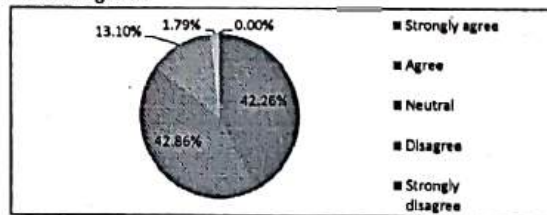
8 The teaching and mentoring process in your institution facilitates you in cognitive, social and emotional growth.

	Count	Percentage
Significantly	57	33.93%
Very well	84	50.00%
Moderately	24	14.29%
Marginally	3	1.79%
Not at all	0	0.00%



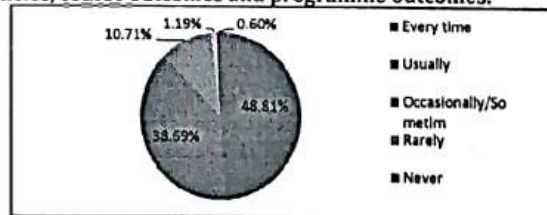
9 The institution provides multiple opportunities to learn and grow.

	Count	Percentage
Strongly agree	71	42.26%
Agree	72	42.86%
Neutral	22	13.10%
Disagree	3	1.79%
Strongly disagree	0	0.00%



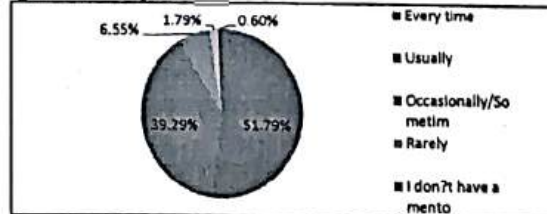
10 Teachers inform you about your expected competencies, course outcomes and programme outcomes.

	Count	Percentage
Every time	82	48.81%
Usually	65	38.69%
Occasionally/Sometim	18	10.71%
Rarely	2	1.19%
Never	1	0.60%



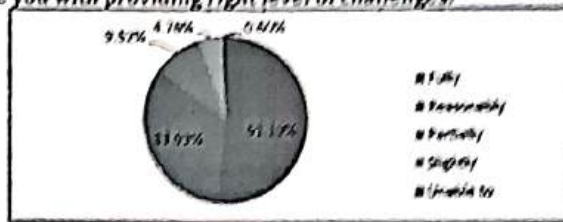
11 Your mentor does a necessary follow-up with an assigned task to you.

	Count	Percentage
Every time	87	51.79%
Usually	66	39.29%
Occasionally/Sometim	11	6.55%
Rarely	3	1.79%
I don't have a mento	1	0.60%



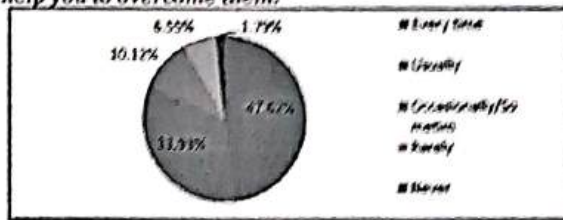
12 The teachers identify your strengths and encourage you with providing right level of challenges.

	Count	Percentage
Fully	86	51.19%
Reasonably	57	33.93%
Partially	16	9.52%
Slightly	8	4.76%
Unable to	1	0.60%




13 Teachers are able to identify your weaknesses and help you to overcome them.

	Count	Percentage
Every time	80	47.62%
Usually	57	33.93%
Occasionally/Sometim	17	10.12%
Rarely	11	6.55%
Never	3	1.79%




14 The Institution makes effort to engage students in the monitoring, review and continuous quality improvement of

	Count	Percentage
Strongly agree	74	44.05%
Agree	67	39.88%
Neutral	24	14.29%
Disagree	3	1.79%
Strongly disagree	0	0.00%




15 The Institution/ teachers use student centric methods, such as experiential learning, participative learning and

	Count	Percentage
To a great extent	79	47.02%
Moderate	60	35.71%
Some what	22	13.10%
Very little	6	3.57%
Not at all	1	0.60%



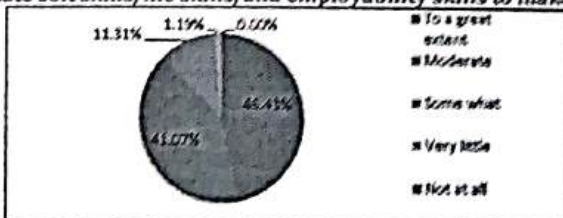
16 Teachers encourage you to participate in extracurricular activities.

	Count	Percentage
Strongly agree	79	47.02%
Agree	65	38.69%
Neutral	18	10.71%
Disagree	3	1.79%
Strongly disagree	3	1.79%



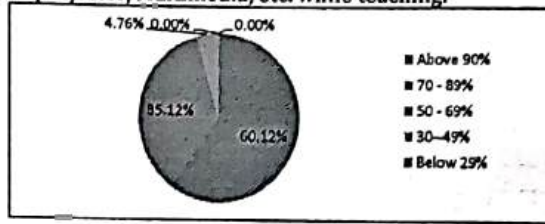
17 Efforts are made by the Institute/teachers to inculcate soft skills, life skills, and employability skills to make you

	Count	Percentage
To a great extent	78	46.43%
Moderate	69	41.07%
Some what	19	11.31%
Very little	2	1.19%
Not at all	0	0.00%



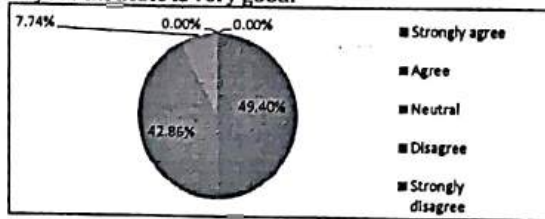
18 What percentage of teachers use ICT tools such as LCD projector, Multimedia, etc. while teaching.

	Count	Percentage
Above 90%	101	60.12%
70 - 89%	59	35.12%
50 - 69%	8	4.76%
30-49%	0	0.00%
Below 29%	0	0.00%



19 The overall quality of the teaching-learning process in your institute is very good.

	Count	Percentage
Strongly agree	83	49.40%
Agree	72	42.86%
Neutral	13	7.74%
Disagree	0	0.00%
Strongly disagree	0	0.00%



  
coordinator

  
HOD/HEAD  
Department of Management Studies  
Amal Institute of Technology & Sci.  
Madanapalle - 517 325



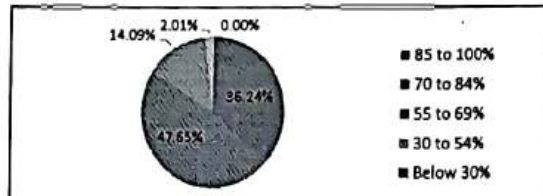
**DEPARTMENT OF MBA**

**Feedback on Student Satisfaction Survey (SSS) on Teaching Learning Process for AY 2024-25 (Odd Sem)**

**Total N.o of Responses: 149**


**1 How much of the syllabus was covered in the class?**

Syllabus	Count	Percentage
85 to 100%	54	36.24%
70 to 84%	71	47.65%
55 to 69%	21	14.09%
30 to 54%	3	2.01%
Below 30%	0	0.00%



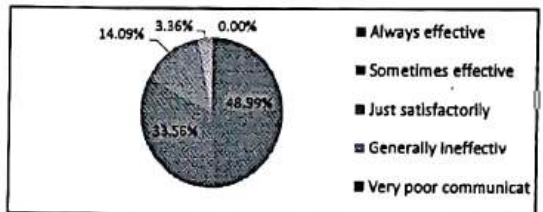
**2 How well did the teachers prepare for the classes?**

	Count	Percentage
Thoroughly	42	28.19%
Satisfactorily	99	66.44%
Poorly	7	4.70%
Indifferently	1	0.67%
Won't teach at all	0	0.00%




**3 How well were the teachers able to communicate?**

	Count	Percentage
Always effective	73	48.99%
Sometimes effective	50	33.56%
Just satisfactorily	21	14.09%
Generally ineffectiv	5	3.36%
Very poor communicat	0	0.00%



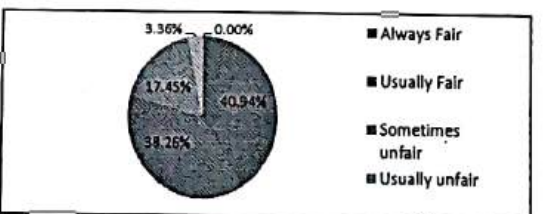
**4 The teacher's approach to teaching can best be described as**

	Count	Percentage
Excellent	36	24.16%
Very Good	68	45.64%
Good	39	26.17%
Fair	6	4.03%
Poor	0	0.00%



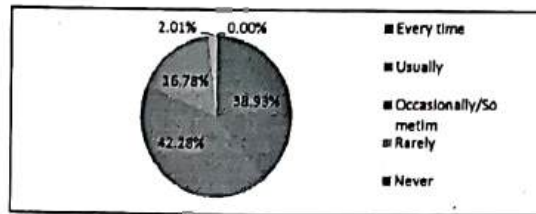
**5 Fairness of the internal evaluation process by the teachers**

	Count	Percentage
Always Fair	61	40.94%
Usually Fair	57	38.26%
Sometimes unfair	26	17.45%
Usually unfair	5	3.36%
unfair	0	0.00%




6 Was your performance in assignments discussed with you?

	Count	Percentage
Every time	58	38.93%
Usually	63	42.28%
Occasionally/Sometim	25	16.78%
Rarely	3	2.01%
Never	0	0.00%



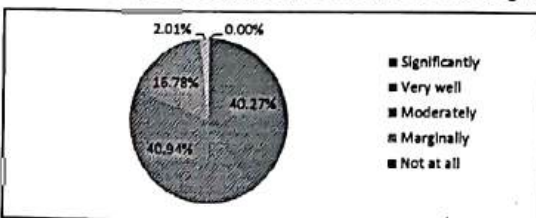
7 The Institute takes active interest in promoting Internship, student exchange, field visit opportunities for students.

	Count	Percentage
Regularly	58	38.93%
Often	63	42.28%
Sometimes	25	16.78%
Rarely	3	2.01%
Never	0	0.00%



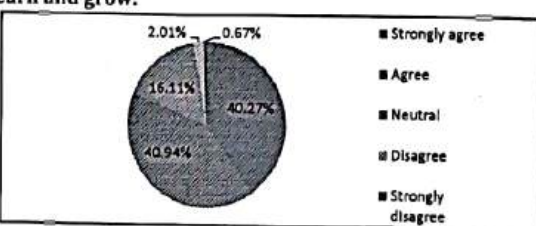
8 The teaching and mentoring process in your Institution facilitates you in cognitive, social and emotional growth.

	Count	Percentage
Significantly	60	40.27%
Very well	61	40.94%
Moderately	25	16.78%
Marginally	3	2.01%
Not at all	0	0.00%



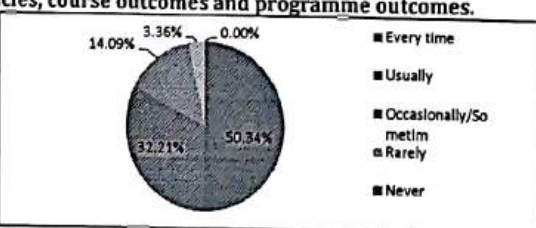
9 The Institution provides multiple opportunities to learn and grow.

	Count	Percentage
Strongly agree	60	40.27%
Agree	61	40.94%
Neutral	24	16.11%
Disagree	3	2.01%
Strongly disagree	1	0.67%



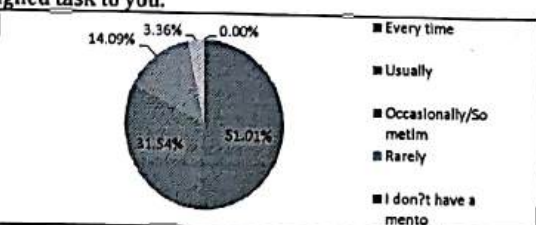
10 Teachers inform you about your expected competencies, course outcomes and programme outcomes.

	Count	Percentage
Every time	75	50.34%
Usually	48	32.21%
Occasionally/Sometim	21	14.09%
Rarely	5	3.36%
Never	0	0.00%




11 Your mentor does a necessary follow-up with an assigned task to you.

	Count	Percentage
Every time	76	51.01%
Usually	47	31.54%
Occasionally/Sometim	21	14.09%
Rarely	5	3.36%
I don't have a mento	0	0.00%



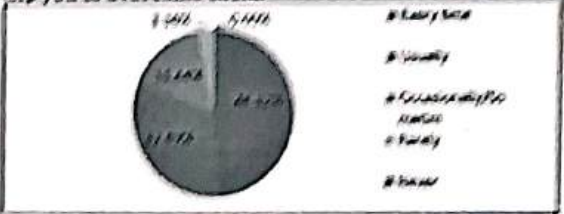
12 The teachers identify your strengths and encourage you with providing right level of challenges.

	Count	Percentage
Fully	74	49.67%
Reasonably	47	31.54%
Partially	23	15.44%
Slightly	5	3.33%
Unsure to	0	0.00%




14. Teachers are able to identify your weaknesses and help you to overcome them.

	Count	Percentage
Every time	72	48.32%
Usually	49	32.59%
Occasionally/Sometimes	23	15.44%
Rarely	5	3.34%
Never	0	0.00%




14. The institution makes effort to employ students in the monitoring, review and continuous quality improvement of

	Count	Percentage
Strongly agree	72	48.32%
Agree	51	34.29%
Neutral	23	15.44%
Disagree	3	2.01%
Strongly disagree	0	0.00%



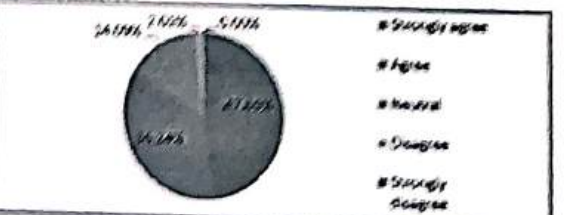
15. The institution/teachers use student centric methods, such as experiential learning, participative learning and

	Count	Percentage
To a great extent	71	47.55%
Moderate	50	34.51%
Some what	23	15.44%
Very little	3	2.01%
Not at all	0	0.00%




16. Teachers encourage you to participate in extracurricular activities.

	Count	Percentage
Strongly agree	71	47.55%
Agree	54	36.24%
Neutral	23	15.44%
Disagree	3	2.01%
Strongly disagree	0	0.00%



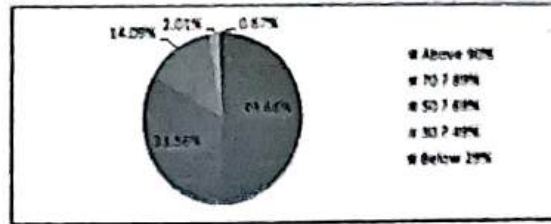
17. Efforts are made by the institution/teachers to benchmark soft skills, life skills, and employability skills to make you

	Count	Percentage
To a great extent	75	51.68%
Moderate	51	34.51%
Some what	23	15.44%
Very little	3	2.01%
Not at all	0	0.00%




18. What percentage of teachers use ICT tools such as LMS, projector, Multimedia, etc. while teaching.

	Count	Percentage
Above 90%	74	49.66%
70 ? 89%	50	33.56%
50 ? 69%	21	14.09%
30 ? 49%	3	2.01%
Below 29%	1	0.67%



19 The overall quality of the teaching-learning process in your institute is very good.

	Count	Percentage
Strongly agree	74	49.66%
Agree	48	32.21%
Neutral	21	14.09%
Disagree	3	2.01%
Strongly disagree	3	2.01%



Remarks and suggestions

- Good
- Good
- Course was excellent
- Good
- Nothing
- Good
- Fine
- Regular computer working we want
- Good
- Nothing
- No
- Good
- Good
- The quality of food
- Good
- Good
- Nothing
- Having of faculty like somewhat experienced persons of real time.
- No
- Improve new technique skills
- Good
- Nothing
- Very good quality of education
- Maintain good bonding with the alla students in classroom
- Good
- Good
- Good
- Field visits are not provided for us yet.
- Nothing
- Good
- Very very good
- Good
- Nothing all Good
- No suggestions
- No
- to develop communication skills
- Good
- No suggestions
- Nothing
- Good

Good  
Through out information  
-  
Good and best teaching.  
Nothing  
Nice suggestion  
Irtg8ol  
Good  
Yeah okay  
Good  
Good  
Nothing  
No suggestion  
Every thing is very good  
All the students get full satisfaction. I feel that it is better to Improve some more facilities.  
Nothing  
Good  
Good  
Enhance the curriculum activities  
This institution has improve the some equipment to for on electronic systems and their maintenance to his students security system also  
No suggestions  
Nothing  
No suggestions needed  
More business activities and Industrial visit more students attractive in stage performance  
Everything is good, no comments. Thank you sir/madam.  
No suggestions  
Make more respect and support to the students  
Provide project knowledge and respective the students actions  
Notting  
Good  
No suggestions  
Good  
Overall good  
Not applicable  
Nothing  
Good  
Agree  
Good  
-  
Good  
Improve the student encourage  
Suggestions  
Nothing  
Need more innovative sessions  
Very good  
Nothing  
skills  
skills  
Good at All  
Types of facilities excellent in mits  
Need to bill the stability  
Improve industry related skills  
Good  
-  
Satisfied  
Good teaching  
Practicality  
Good  
No suggestions  
Good communication  
Good communication  
Good communication

Good

Good

Satisfaction

Faculty performance was excellent in teaching and guiding

Faculty members are encouraging more effectively.

Good communication

Good facilities and excellent

Instead of teaching to students the faculty need to make students to present on their own make them strong and to eliminate fear in them


The teachers should insist the students to present the ppt instead of telling all the units by the teachers the teachers should insist

Good

To improve student many activities



coordinator



HOD/In-charge  
Management  
Institute of Technology  
Adnanalle - 57



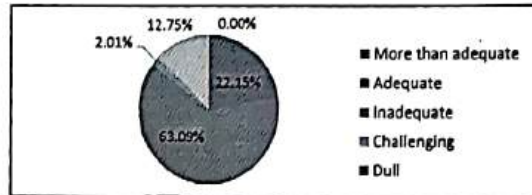
**DEPARTMENT OF MBA**

**Student Feedback on Curriculum, Teaching and Learning AY 2024-25**

Total N.o of Responses: 149

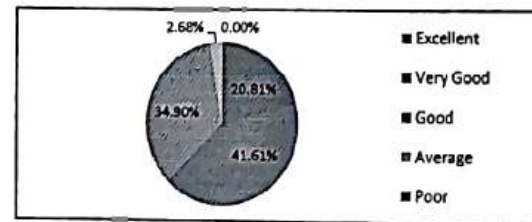
**1 The Syllabus of each course was**

Syllabus	Count	Percentage
More than adequate	33	22.15%
Adequate	94	63.09%
Inadequate	3	2.01%
Challenging	19	12.75%
Dull	0	0.00%



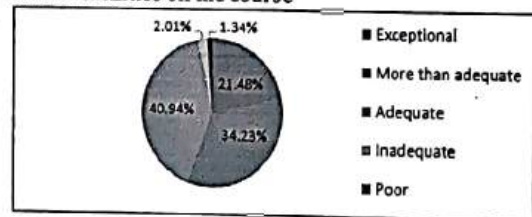
**2 The depth of the course content is adequate in relation to the expected Course Outcomes(COs)**

	Count	Percentage
Excellent	31	20.81%
Very Good	62	41.61%
Good	52	34.90%
Average	4	2.68%
Poor	0	0.00%



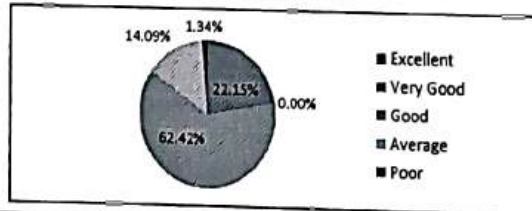
**3 Opinion about library/textbooks/E-learning resources and facilities on the course**

	Count	Percentage
Exceptional	32	21.48%
More than adequate	51	34.23%
Adequate	61	40.94%
Inadequate	3	2.01%
Poor	2	1.34%



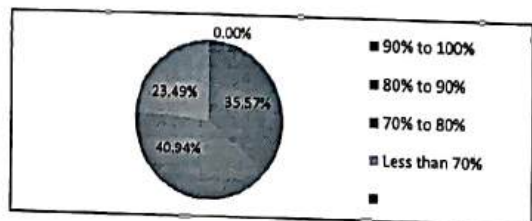
**4 Knowledge/Skills acquired from theory/practical/project work to meet industry needs**

	Count	Percentage
Excellent	33	22.15%
Very Good	0	0.00%
Good	93	62.42%
Average	21	14.09%
Poor	2	1.34%




**5 Syllabus coverage with proper sequencing**

	Count	Percentage
90% to 100%	53	35.57%
80% to 90%	61	40.94%
70% to 80%	35	23.49%
Less than 70%	0	0.00%




6 Syllabus equipped with necessary technical skills to meet industrial challenges

	Count	Percentage
Excellent	32	21.48%
Very Good	31	20.81%
Good	85	57.05%
Average	0	0.00%
Poor	1	0.67%




7 Relevance of course contents in the program of study

	Count	Percentage
Excellent	34	22.82%
Good	91	61.07%
Average	22	14.77%
Poor	2	1.34%
very Poor	0	0.00%



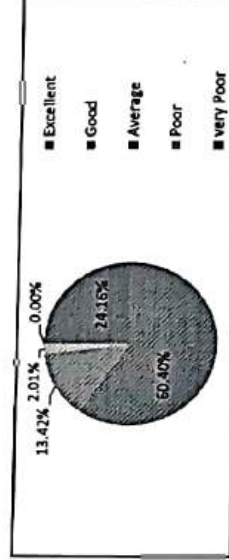
8 . Process of Internal & External Assessment

	Count	Percentage
Excellent	42	28.19%
Good	89	59.73%
Average	15	10.07%
Poor	3	2.01%
very Poor	0	0.00%



9 Provision for self learning/project based learning

	Count	Percentage
Excellent	36	24.16%
Good	90	60.40%
Average	20	13.42%
Poor	3	2.01%
very Poor	0	0.00%



Signature of the Coordinator

HOD

Department of Management Studies  
Manipal Institute of Technology & Skill  
Manipal - 577 325



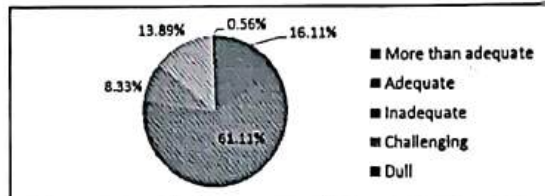
**DEPARTMENT OF MBA**

**Student Feedback on Curriculum, Teaching and Learning AY 2024-25**

**Total N.o of Responses:** 180

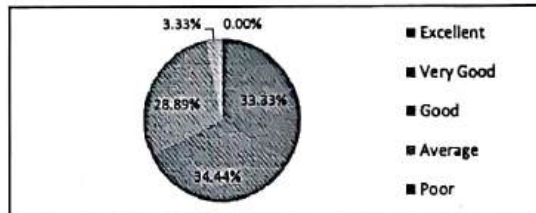
**1 The Syllabus of each course was**

Syllabus	Count	Percentage
More than adequate	29	16.11%
Adequate	110	61.11%
Inadequate	15	8.33%
Challenging	25	13.89%
Dull	1	0.56%



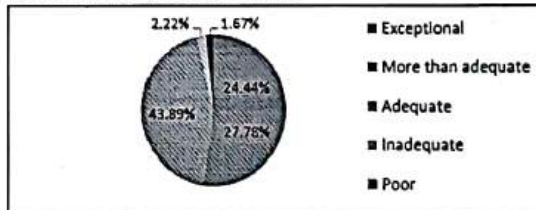
**2 The depth of the course content is adequate in relation to the expected Course Outcomes(COs)**

	Count	Percentage
Excellent	60	33.33%
Very Good	62	34.44%
Good	52	28.89%
Average	6	3.33%
Poor	0	0.00%



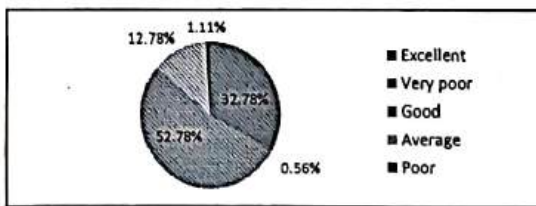
**3 Opinion about library/textbooks/E-learning resources and facilities on the course**

	Count	Percentage
Exceptional	44	24.44%
More than adequate	50	27.78%
Adequate	79	43.89%
Inadequate	4	2.22%
Poor	3	1.67%



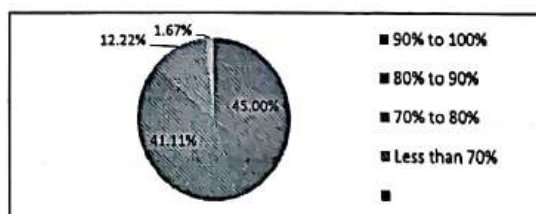
**4 Knowledge/Skills acquired from theory/practical/project work to meet industry needs**

	Count	Percentage
Excellent	59	32.78%
Very poor	1	0.56%
Good	95	52.78%
Average	23	12.78%
Poor	2	1.11%




**5 Syllabus coverage with proper sequencing**

	Count	Percentage
90% to 100%	81	45.00%
80% to 90%	74	41.11%
70% to 80%	22	12.22%
Less than 70%	3	1.67%



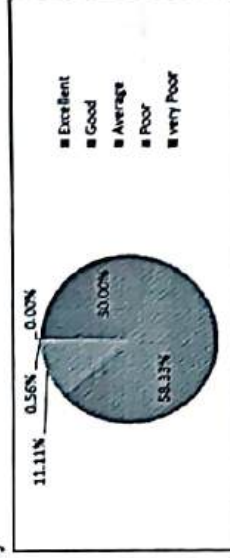
6 Syllabus equipped with necessary technical skills to meet industrial challenges

	Count	Percentage
Excellent	62	34.44%
Very Good	0	0.00%
Good	88	48.89%
Average	27	15.00%
Poor	3	1.67%




7 Relevance of course contents in the program of study

	Count	Percentage
Excellent	54	30.00%
Good	105	58.33%
Average	20	11.11%
Poor	1	0.56%
very Poor	0	0.00%



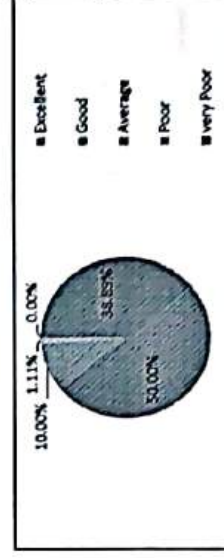
8 . Process of Internal & External Assessment

	Count	Percentage
Excellent	67	37.22%
Good	93	51.67%
Average	18	10.00%
Poor	0	0.00%
very Poor	2	1.11%



9 Provision for self learning/project based learning

	Count	Percentage
Excellent	70	38.89%
Good	90	50.00%
Average	18	10.00%
Poor	2	1.11%
very Poor	0	0.00%



Signature of the Coordinator

*[Signature]*  
 HOD/HEAD  
 Department of Management Studies  
 JSS Academy of Technology & Science  
 JSS Road, Mysore - 577 325




DEPARTMENT OF MBA

Feedback from Faculty on Teaching, Learning, Evaluation & Research 2024-25

Total N.o of Responses: 13

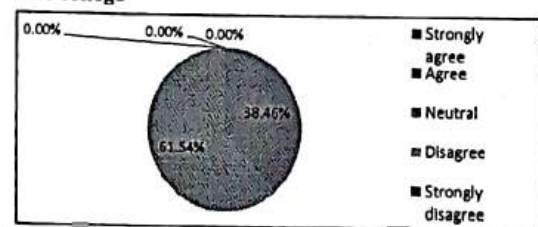
1 The College is able to attract meritorious students.

Syllabus	Count	Percentage
Strongly agree	4	30.77%
Agree	9	69.23%
Neutral	0	0.00%
Disagree	0	0.00%
Strongly disagree	0	0.00%




2 Student centered learning resources are available in the college

	Count	Percentage
Strongly agree	5	38.46%
Agree	8	61.54%
Neutral	0	0.00%
Disagree	0	0.00%
Strongly disagree	0	0.00%



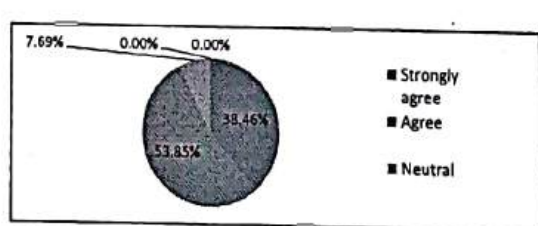
3 The Central Library and Department Library are major sources of information.

	Count	Percentage
Strongly agree	5	38.46%
Agree	7	53.85%
Neutral	1	7.69%
Disagree	0	0.00%
Strongly disagree	0	0.00%



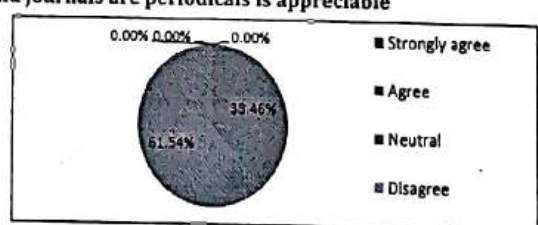
4 The timings of the Library are convenient.

	Count	Percentage
Strongly agree	5	38.46%
Agree	7	53.85%
Neutral	1	7.69%
Disagree	0	0.00%
Strongly disagree	0	0.00%



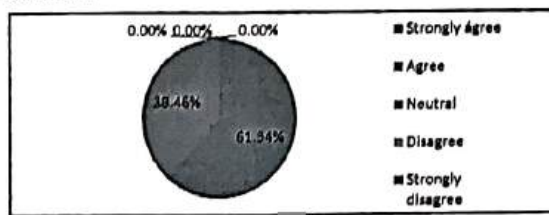
5 The procedure followed for acquiring new books and journals are periodicals is appreciable

	Count	Percentage
Strongly agree	5	38.46%
Agree	8	61.54%
Neutral	0	0.00%
Disagree	0	0.00%
Strongly disagree	0	0.00%



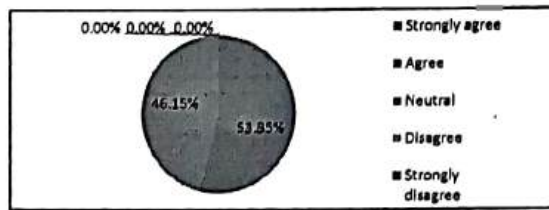
6 The faculty are supported with adequate learning resources.

	Count	Percentage
Strongly agree	8	61.54%
Agree	5	38.46%
Neutral	0	0.00%
Disagree	0	0.00%
Strongly disagree	0	0.00%




7 The faculty are encouraged to organize and participate of seminars,conferences,workshops & Faculty Development Programmes

	Count	Percentage
Strongly agree	7	53.85%
Agree	6	46.15%
Neutral	0	0.00%
Disagree	0	0.00%
Strongly disagree	0	0.00%




8 The evaluation system followed by the college is effective

	Count	Percentage
Strongly agree	5	38.46%
Agree	8	61.54%
Neutral	0	0.00%
Disagree	0	0.00%
Strongly disagree	0	0.00%



9 Incentive scheme offered for Publications/ Funded projects/Consultancy/ Patents is

	Count	Percentage
Strongly agree	7	53.85%
Agree	4	30.77%
Neutral	1	7.69%
Disagree	0	0.00%
Strongly disagree	0	0.00%



Nil  
 Include ABDC Journals for incentives  
 Nil  
 No comments

MITS demonstrates a commendable integration of innovative teaching methods, active student engagement, transparent evaluation practices, and a growing research culture, with scope to further enhance industry linkages and interdisciplinary research initiatives.

Nothing else  
 Good  
 Nil  
 Students should be focused more on self study  
 No comments  
 All Good  
 Good  
 everything is going on well

Signature of the Coordinator

*[Handwritten Signature]*  
 HOD / MBA  
 Department of Management Studies  
 Madanapalle Institute of Technology  
 Madanapalle - 517 325